

CLYDE



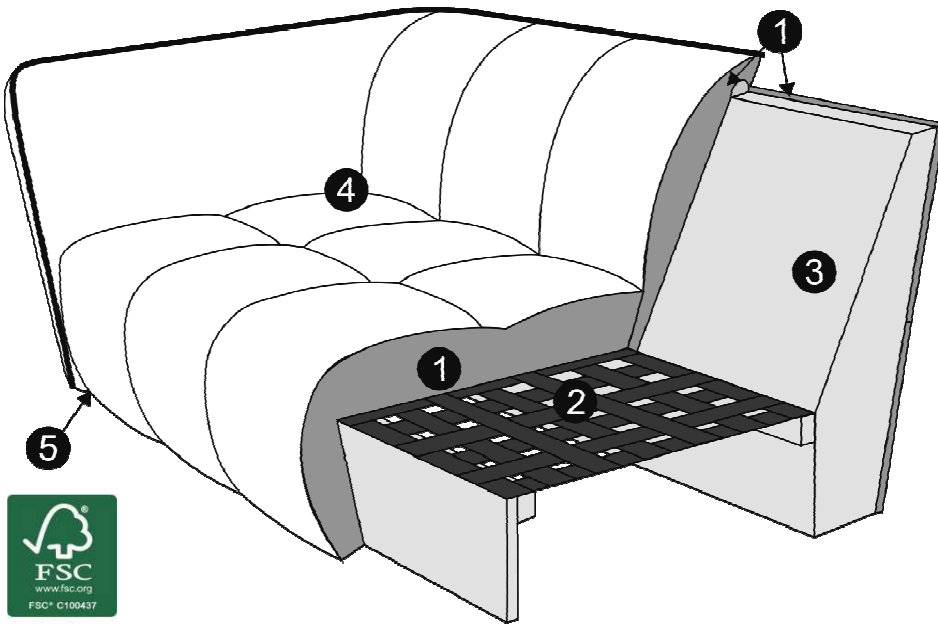
SITS

design: Ian Archer

TECHNICAL SPECIFICATION

PROFILE

COMFORT: classic



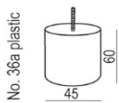
1	polyurethane foam/high resilient polyurethane foam (firm)
2	upholstery belts
3	FSC® certified solid wood and wood based elements
4	fabric
5	plastic legs

The producer reserves the right to change construction of products and components used due to improving durability of product and customer satisfaction without any further notice.

UPHOLSTERY:

fabric: FC - fix cover, COMFORT: CLS - classic

FEET



CLYDE



SITS

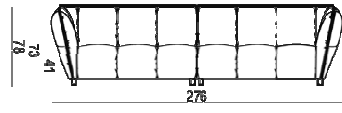
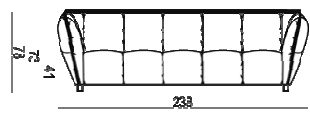
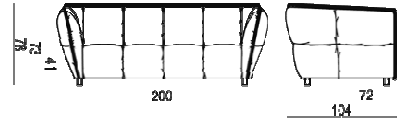
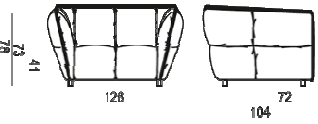
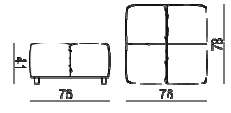
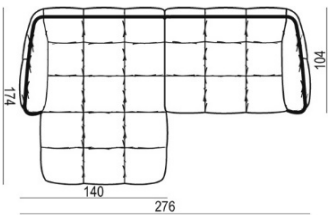
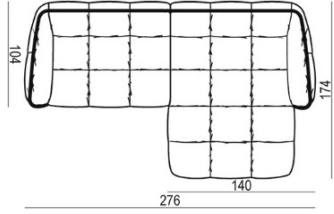
design: Ian Archer

Sales Pricelist 2025

UPHOLSTERY: fabric: FC - fix cover, COMFORT: CLS - classic

Currency: HUF

Valid from: 01.01.2024

DIMENSION*	DESCRIPTION ARTICLE No	VOL.	WEIGHT	FABRIC USAGE	I	II	III	IV	E	
276x104x78/41	4 seater (two parts)									
	FC	E1626-0900-2C	2,33	83	10,3	999 975	1 065 300	1 135 650	1 195 950	1 494 938
238x104x78/41	3 seater									
	FC	E1626-0400-2C	2,00	72	8,7	824 100	879 375	939 675	989 925	1 237 406
200x104x78/41	2 seater									
	FC	E1626-0200-2C	1,70	65	7,7	733 650	788 925	839 175	879 375	1 099 219
126x104x78/41	armchair									
	FC	E1626-0000-2C	1,08	43	5,3	552 750	608 025	638 175	658 275	822 844
78x78x41	footstool 78x78									
	FC	E1626-1015-2C	0,25	15	1,8	185 925	195 975	211 050	221 100	276 375
available sets:										
276/174x104x78/41	SET.1 left - element 138 r. + chaiselongue l.									
	FC	E1626-5228-2C	3,99	165	19,4	1 233 638	1 321 575	1 407 000	1 477 350	1 846 688
276/174x104x78/41	SET.1 right - element 138 l. + chaiselongue r.									
	FC	E1626-5227-2C	3,99	165	19,4	1 233 638	1 321 575	1 407 000	1 477 350	1 846 688

CLYDE



SITS

design: Ian Archer

Sales Pricelist 2025

UPHOLSTERY: fabric: FC - fix cover, COMFORT: CLS - classic

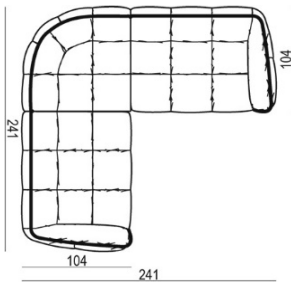
Currency: HUF

Valid from: 01.01.2024

DIMENSION*	DESCRIPTION ARTICLE No	VOL.	WEIGHT	FABRIC USAGE	I	II	III	IV	E
------------	---------------------------	------	--------	-----------------	---	----	-----	----	---

241/241x104x78/41

SET 2 left - element 138 r. + corner 90° + element 138 l.



FC

E1626-5704-2C

3,08

115

11,7

1 552 725

1 673 325

1 773 825

1 854 225

2 317 781

***Explicit +/- 2 cm tolerance of all elements sizes**

Załączone ceny rekomendowane mają charakter sugerowanych cen sprzedaży. Kupujący nie jest związany cenami rekomendowanymi.