



TECHNICAL SPECIFICATION

PROFILE

TUNE/FUNK - COMFORT: standard

	1	polyurethane foam/high resilient polyurethane foam
	2	solid wood/wood based elements
	3	fabric
	4	metal (black, , chrome) or solid wood legs

POP/SOLO - COMFORT: standard

	1	polyurethane foam/high resilient polyurethane foam
	2	solid wood/wood based elements
	3	fabric
	4	metal (black,) or solid wood legs

SWING - COMFORT: standard

	1	polyurethane foam/high resilient polyurethane foam
--	---	--

PLAY

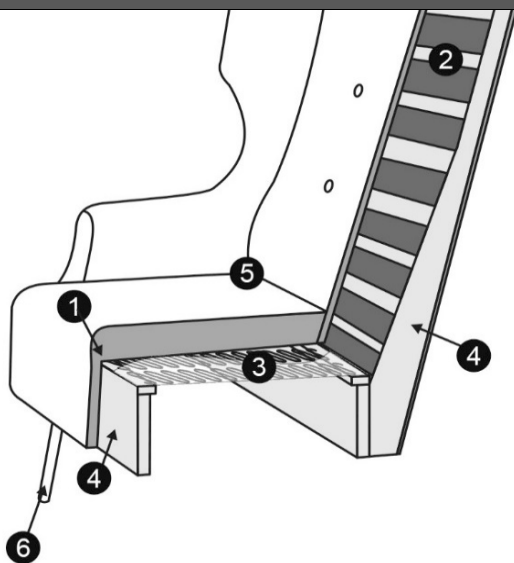


SITS
— comfortable life

home&family

design: Ian Archer

TECHNICAL SPECIFICATION



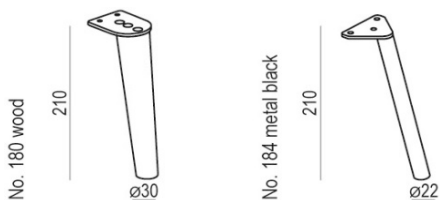
2	upholstery belts
3	springs
4	solid wood/wood based elements
5	fabric
6	metal (black,) or solid wood legs

The producer reserves the right to change construction of products and compnents used due to improving durability of product and customer satisfaction without any further notice.

UPHOLSTERY:

fabric or leather: FC - fix cover

FEET



COLOURS OF WOODEN FEET



PLAY


SITS
 — comfortable life

home&family

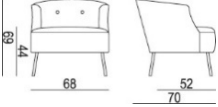
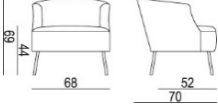
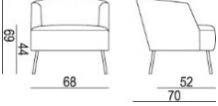
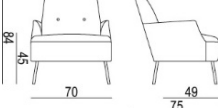



design: Ian Archer

Sales Pricelist 2024

UPHOLSTERY: fabric: FC - fix cover COMFORT: STD - standard

Currency: EUR

Valid from: 01.02.2024

DIMENSION*	DESCRIPTION ARTICLE No	VOL.	WEIGHT	FABRIC USAGE	I	II	III	IV	E	
68x70x69/44	TUNE armchair with buttons									
	FC	E1516-0001-2S	0,42	18	1,9	190 650	199 950	223 200	232 500	292 950
68x70x69/44	TUNE armchair without buttons									
	FC	E1516-0006-2S	0,42	18	1,9	186 000	190 650	218 550	227 850	288 300
68x70x69/44	FUNK armchair									
	FC	E1516-0005-2S	0,42	20	2,0	190 650	199 950	223 200	232 500	292 950
70x75x84/45	POP armchair with buttons									
	FC	E1516-0000-2S	0,42	20	2,0	204 600	227 850	241 800	255 750	320 850
70x75x84/44	SOLO armchair									
	FC	E1516-0003-2S	0,42	20	2,2	199 950	218 550	232 500	246 450	311 550
72x70x106/45	SWING armchair with buttons									
	FC	E1516-0002-2S	0,73	22	3,2	288 300	311 550	334 800	353 400	441 750
52x36x38	footstool									
	FC	E1516-1035-2S	0,08	6	1,0	83 700	88 350	93 000	97 650	130 200

*Explicit +/- 2 cm tolerance of all elements sizes